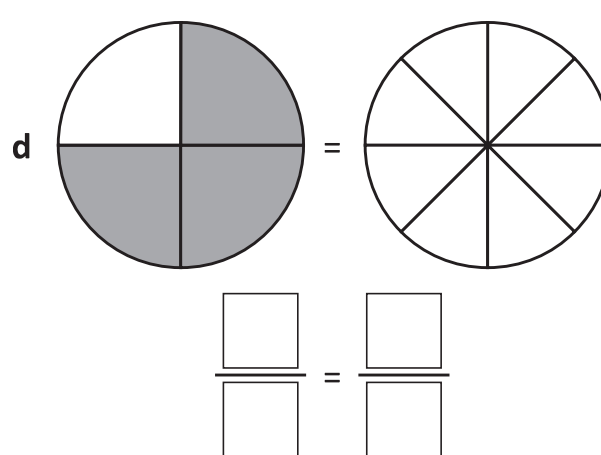
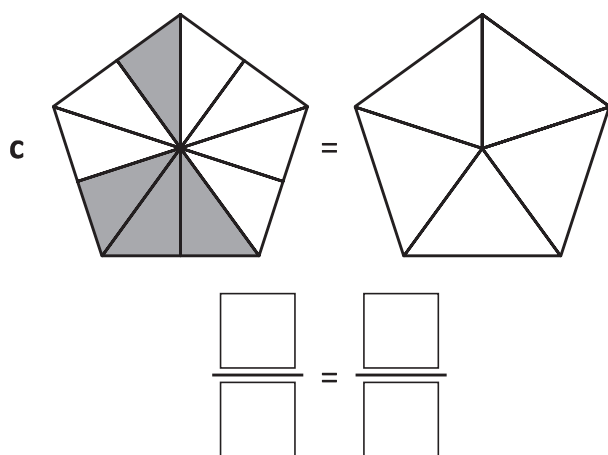
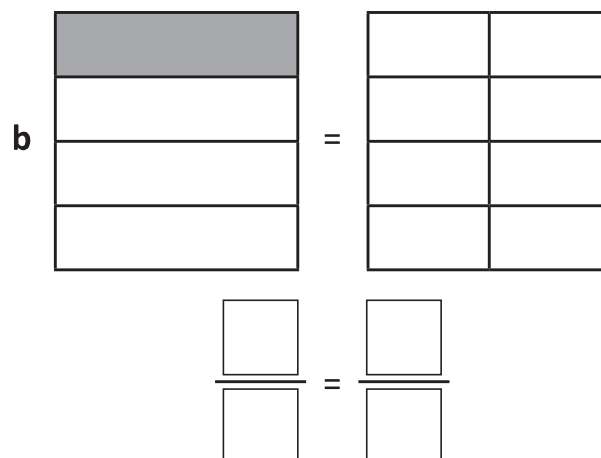
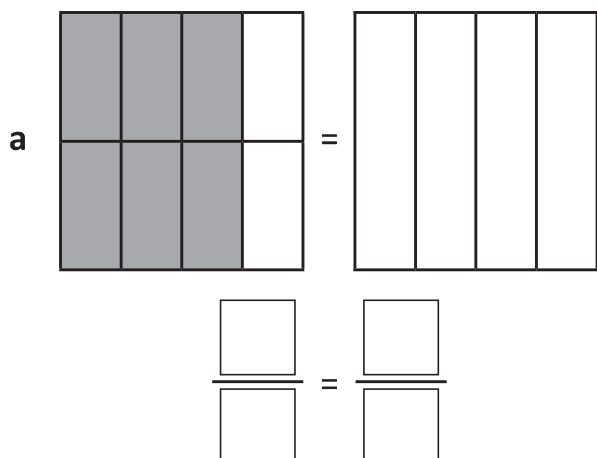


Types of fractions – equivalent fractions

2 Shade and label these models to show equivalent fractions:



3 Write either T for true or F for false under each statement:

a $\frac{2}{8} > \frac{1}{10}$

☐

b $\frac{3}{10} < \frac{1}{4}$

☐

c $\frac{3}{5} < \frac{3}{10}$

☐

d $\frac{4}{5} > \frac{7}{10}$

☐

e $\frac{4}{8} < \frac{3}{4}$

☐

f $\frac{5}{10} < \frac{1}{5}$

☐